



# Winterage SCORECARD

Student Name:  
Class:  
School:

Survey date:  
Location:



An Roinn Talmhaíochta,  
Bia agus Mara  
Department of Agriculture,  
Food and the Marine

**Total Score (A+B+C)** /100

## A Grazing & Stock Management

**Total Score A1 - A5** /100

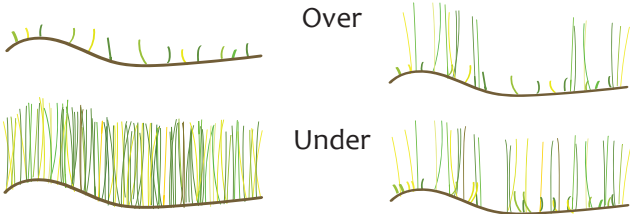
**A1** What is the grazing Level? There can be too much (over) or too little (under) grazing in a field.

**A2** Dead grass is called litter. Can you see a lot in the field?

Low: 0

Medium: 1


High: 2



✓ Yes	-2
✗ No	2


**A3a** Can you see lots of hoof marks and bare earth at feed sites and/or Water Troughs?

**A3b** Have round bales of silage been fed in the field?



✓ Yes	-2
✗ No	2

✓ Yes	-2
✗ No	2



**A4** Is there damage at natural Water Sources, bare ground and hoof marks at streams?

**A5** Is there a lot of soil with no grass across all the field? It is ok if soil is just where the cattle walk along the main paths.



✓ Yes	-2
✗ No	2

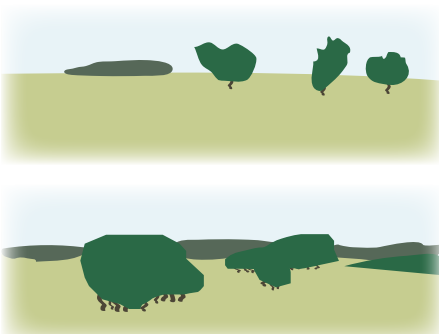
✓ Yes	-2
✗ No	2

## B Plant Species that can threaten Grazed Habitats

**Score B1 - B5** /100

**B1** Is there a lot of young Hazel growing? Areas of old Hazel are ok.

**B2** Is there a lot of Bracken growing everywhere? Small patches of Bracken is ok.



✓ Yes	-1
✗ No	0



✓ Yes	-1
✗ No	0

**B3** Can you see any *Molinia*/ Purple Rye Grass?

✓ Yes	-2
✗ No	1



**B4** Can you see any negative weeds in the field?



✓ Yes	-2
✗ No	1

**B5** Can you see many non-native invasive plants like the drawings?

✓ Yes	-1
✗ No	0

Non-native invasive species:  
(tick if present)

- Red Valarian
- Cotoneaster
- Travellers Joy



*Cotoneaster*

*Travellers Joy*

*Red Valarian*

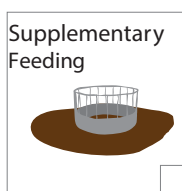

## C Ecological & Site Integrity

Score C1 - C2 /100

**C1** Winterage fields can look different from each other. Some have more scrub or grassland than others but you should see a few types of flowers in each field all around you. Do you think this looks like a Winterage?

✓ Yes	2
✗ No	-2

**C2** Can you see any damage in the field from trees being cut down, feed sites or dumping?



✓ Yes	-1
✗ No	0

What score did the you give the field, and what does this mean?

### Total Score

**-10 or more**

This field has scored badly, it has damage and too few flowers. Look at sections A, B and C to see where the bad score came from. What can the farmer do to improve the score?

**around 0**

Scoring zero means the field has some good points, again look at the scores from A, B or C to see where the farmer can improve.  
Less animals?  
Is there damage?

**6 - 14**

This is a good score and the farmer needs to keep minding the field this way.